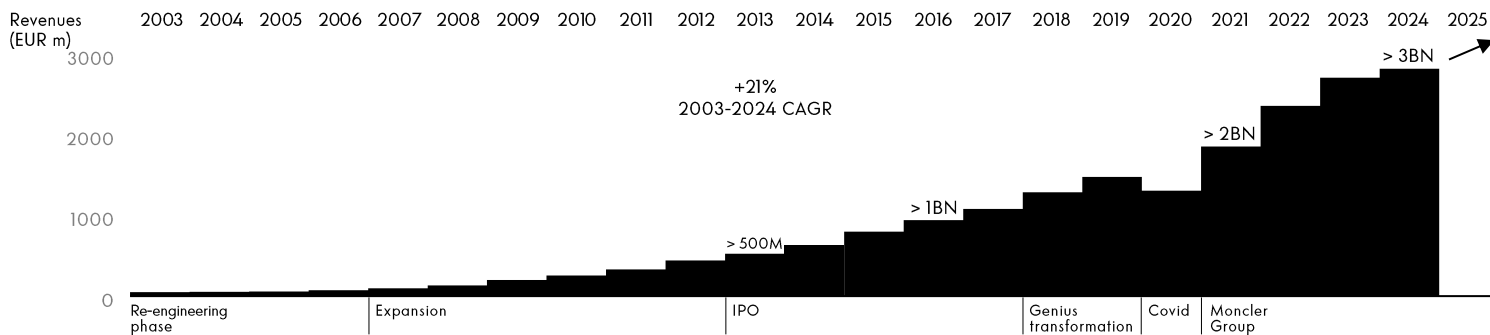


ENGAGE, EMPOWER, ENSURE

A HISTORY OF EVOLUTION, TRANSFORMATION AND GROWTH



CONSUMERS	New high-end segments	New nationalities	New attitudes	NEW GENERATIONS
MARKETING	Traditional marketing	Tailored/CRM engagement	Digital	COMMUNITIES
PRODUCT	Icon products, outerwear	Gammes, new categories	Genius	3 DIMENSIONS
DISTRIBUTION	Wholesale enhancement	Retail development	Omnichannel	EXPERIENCE
SUSTAINABILITY		Initial governance and DIST	Progressive integration	Moncler Purpose and Values
				GROUP TARGETS

FROM CLIENTS' CENTRICITY TO COMMUNITIES OBSESSED

...READY TO REACH NEW HEIGHTS

MONCLER GROUP | FY 2024 RESULTS HIGHLIGHTS¹

GROWTH AT CFX YOY



GROUP REVENUES

FY 2024
EUR 3,108.9m (+7%)

MONCLER REVENUES

FY 2024
EUR 2,707.3m (+8%)

STONE ISLAND REVENUES

FY 2024
EUR 401.6m (-1%)

GROUP EBIT

EUR 916.3m
29.5% on revenues

GROUP NET RESULT

EUR 639.6m
20.6% on revenues

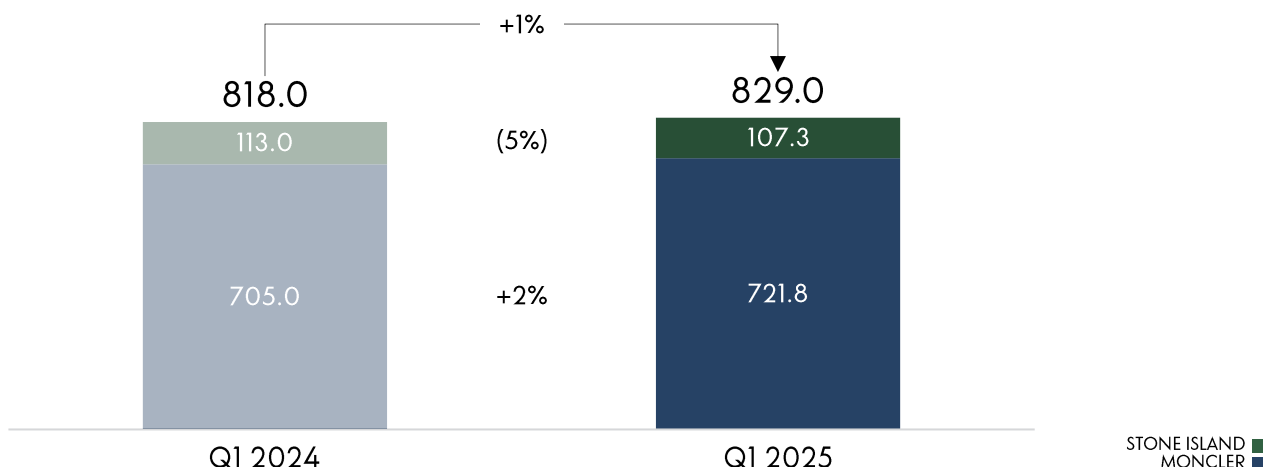
GROUP NET FINANCIAL POSITION²

EUR 1,308.8m

(1) This applies to all pages of this presentation if not otherwise stated: comments at constant FX rates, all data includes IFRS 16 impact, rounded figures.

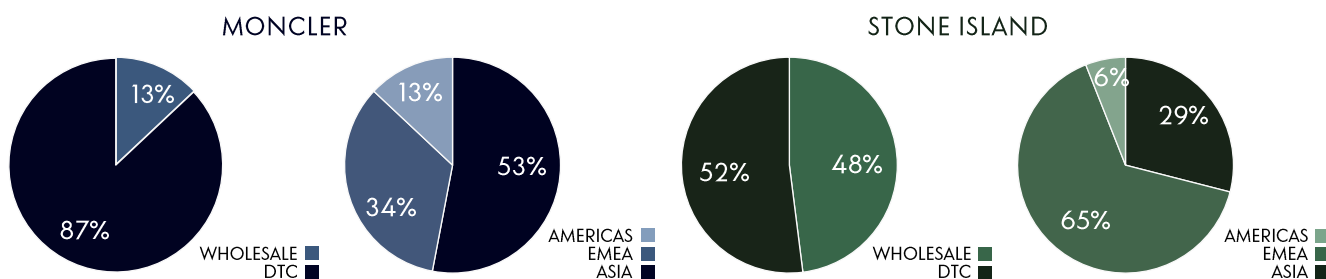
(2) Excluding lease liabilities arisen from the adoption of the IFRS 16 accounting principle.

Q1 2025 GROUP REVENUES¹



(1) Growth at constant FX rates; rounded figures.

Q1 2025 REVENUES BREAKDOWN BY CHANNEL AND GEOGRAPHY



GROUP RESULTS KEY HIGHLIGHTS

	HI 2024		HI 2023		HI 2022		FY 2024		FY 2023		FY 2022	
	EUR m	%	EUR m	%	EUR m	%	EUR m	%	EUR m	%	EUR m	%
Revenues	1,230.2	100.0%	1,136.6	100.0%	918.4	100.0%	3,108.9	100.0%	2,984.2	100.0%	2,602.9	100.0%
YoY performance	+8%		+24%		+48%		+4%		+15%		+27%	
Gross profit	943.1	76.7%	851.0	74.9%	677.7	73.8%	2,426.6	78.1%	2,300.8	77.1%	1,987.8	76.4%
EBIT	258.7	21.0%	217.8	19.2%	180.2	19.6%	916.3	29.5%	893.8	30.0%	774.5	29.8%
Net result	180.7	14.7%	145.4	12.8%	211.3	23.0%	639.6	20.6%	611.9	20.5%	606.7	23.3%
YoY performance	+24%		(31%)		+260%		+5%		+1%		+47%	
Capex	56.1	4.6%	69.5	6.1%	36.5	4.0%	186.7	6.0%	174.1	5.8%	167.1	6.4%
Net financial position ²	845.8		470.7		356.3		1,308.8		1,033.7		818.2	
Moncler DOS network	277		257		238		286		272		251	
Stone Island DOS network	85		74		54		90		81		72	

(2) As of 31 December 2024, lease liabilities were equal to EUR 924.1m, compared with EUR 805.2m as of 31 December 2023.

SHAREHOLDING³

	%	N. SHARES (M)
Double R.S.r.l.	16.9%	46.4
Morgan Stanley	8.6%	23.6
BlackRock Inc.	5.0%	13.7
Capital Research and Management Co.	5.0%	13.6
Venezio Investments Pte. Ltd.	4.5%	12.4
Treasury Shares	1.2%	3.2
Other Shareholders	58.9%	161.9
TOTAL	100.0%	274.8

(3) Last update: 27.03.2025

FINANCIAL CALENDAR

23 JULY 2025
HI 2025 Financial Results

28 OCTOBER 2025
9M 2025 Interim Management Statement

CONTACTS

ELENA MARIANI
Strategic Planning
and Investor Relations Director
elena.mariani@moncler.com

GAIA PICCOLI
Strategic Planning
and Investor Relations Manager
gaia.piccoli@moncler.com