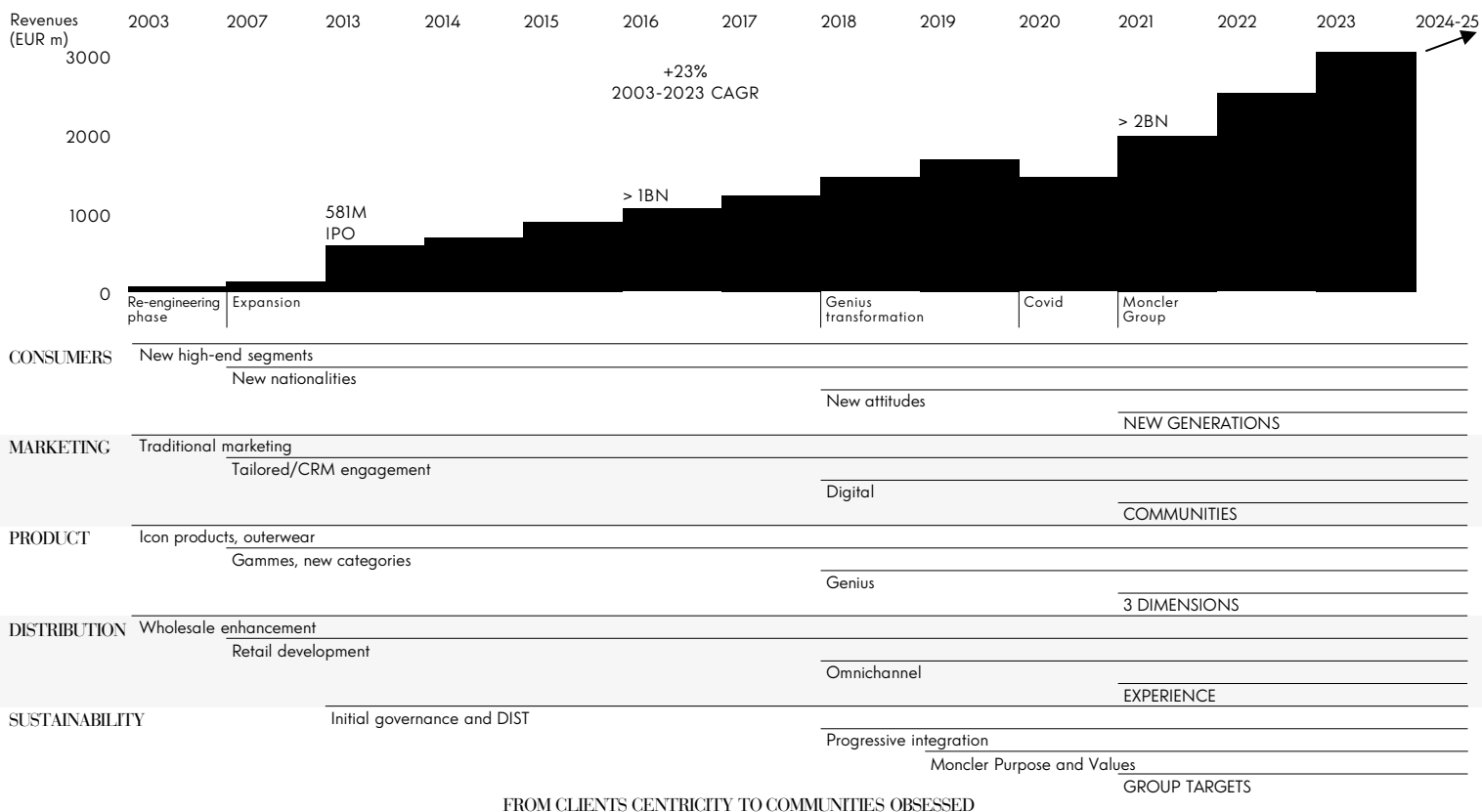


ENGAGE, EMPOWER, ENSURE

A HISTORY OF EVOLUTION, TRANSFORMATION AND GROWTH



...READY TO REACH NEW HEIGHTS

MONCLER GROUP | FY 2023 RESULTS HIGHLIGHTS⁽¹⁾

GROWTH AT CFX YOY

GROUP REVENUES

FY 2023
EUR 2,984.2m
(+17%)

MONCLER REVENUES

FY 2023
EUR 2,573.2m
(+19%)

STONE ISLAND REVENUES

FY 2023
EUR 411.1m (+4%)

GROUP EBIT

EUR 893.8m
30.0% on revenues

GROUP NET INCOME

EUR 611.9m
20.5% on revenues

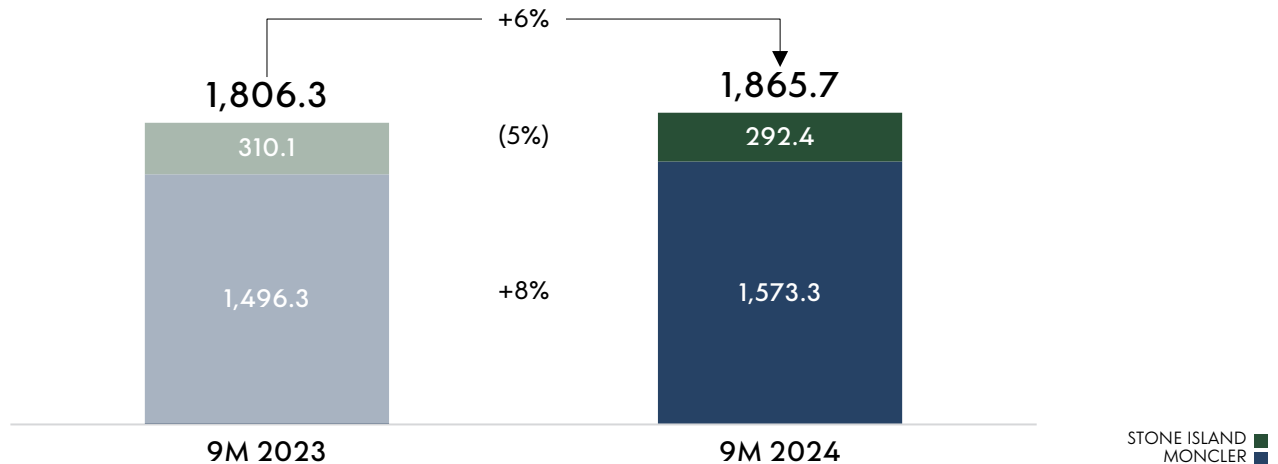
GROUP NET FINANCIAL POSITION⁽²⁾

EUR 1,033.7m

(1) This applies to all pages of this presentation if not otherwise stated: comments at constant FX rates, all data includes IFRS 16 impact, rounded figures.

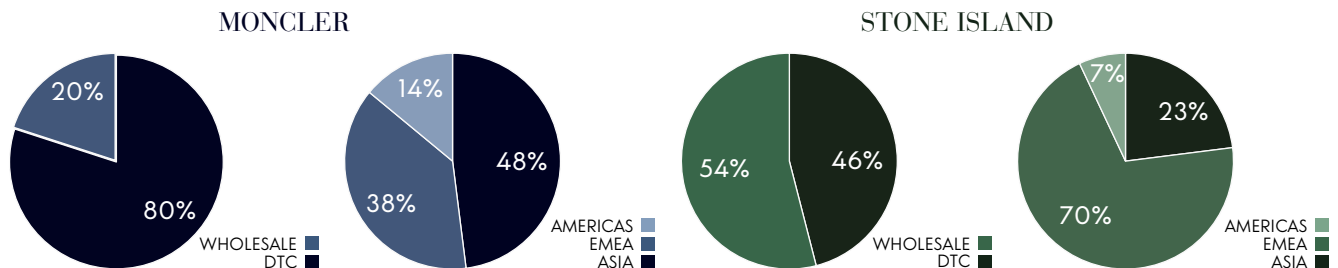
(2) Excluding lease liabilities arisen from the adoption of the IFRS 16 accounting principle.

9M 2024 GROUP REVENUES⁽¹⁾



(1) Growth at constant FX rates; rounded figures.

9M 2024 REVENUES BREAKDOWN BY CHANNEL AND GEOGRAPHY



RESULTS KEY HIGHLIGHTS

	HI 2024		HI 2023		HI 2022		FY 2023		FY 2022	
	EUR m	%	EUR m	%	EUR m	%	EUR m	%	EUR m	%
Revenues	1,230.2	100%	1,136.6	100%	918.4	100%	2,984.2	100%	2,602.9	100%
YoY performance	+8%		+24%		+48%		+15%		+27%	
Gross profit	943.1	76.7%	851.0	74.9%	677.7	73.8%	2,300.8	77.1%	1,987.8	76.4%
EBIT	258.7	21.0%	217.8	19.2%	180.2	19.6%	893.8	30.0%	774.5	29.8%
Net result	180.7	14.7%	145.4	12.8%	211.3	23.0%	611.9	20.5%	606.7	23.3%
Capex	56.1		69.5		36.5		174.1		167.1	
Net debt / (Net cash) ⁽²⁾	(845.8)		(470.7)		(356.3)		(1,033.7)		(818.2)	
Retail stores (#)	362		331		292		350		323	

(2) As of 30 June 2024, lease liabilities were equal to EUR 815.8m, compared with EUR 805.2m as of 31 December 2023 and EUR 837.7m as of 30 June 2023.

SHAREHOLDING

	%	# SHARES (M)
Double R S.r.l.	15.8%	43.4
Morgan Stanley	8.6%	23.6
BlackRock Inc.	5.0%	13.7
Capital Research and Management Co.	5.0%	13.6
Venezio Investments Pte. Ltd.	4.5%	12.4
Treasury Shares	1.5%	4.2
Other Shareholders	59.6%	163.8
TOTAL	100.0%	274.8

Last update: 27.09.2024

FINANCIAL CALENDAR CONTACTS

13 FEBRUARY 2025
FY 2024 Consolidated Financial Results

16 APRIL 2025
Q1 2025 Interim Management Statement & AGM

23 JULY 2025
HI 2025 Financial Results

28 OCTOBER 2025
9M 2025 Interim Management Statement

ELENA MARIANI
Strategic Planning
and Investor Relations Director
elena.mariani@moncler.com

GAIA PICCOLI
Strategic Planning
and Investor Relations Manager
gaia.piccoli@moncler.com

FRANCESCA MARI
Strategic Planning
and Investor Relations Analyst
francesca.mari@moncler.com